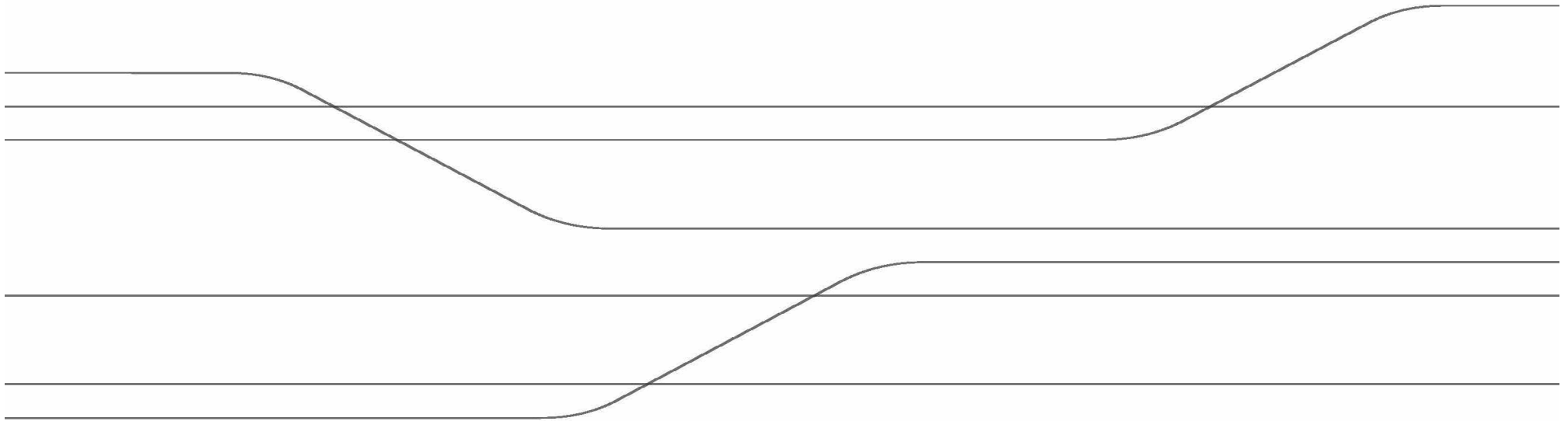




# Availability Report März 2017

04.04.2017





## **Explanation of the terms**

### **WTRR**

Worst Time To Repair. Time from the occurrence of an Incident to the restoration of an IT Service.

### **Availability**

Ability of an IT Service to perform its agreed function when required. Availability is usually calculated as a percentage. This calculation is based on agreed Service Time and downtime during Service Time.

### **Outages**

Amount of Incidents with Service Impact during the Service Time.

### **Service Time**

The time during an IT Service is agreed to be available.

### **Creation Date**

The date on which the report was generated with the previous day data.


### **SLA "Monthly"**


Agreed SLA per month. Actual results see monthly columns.

### **SLA "Yearly"**

Agreed SLA per annum. Actual accumulated results see column "Total".

 No outage of the IT Service

 Outage without SLA breach

 Outage with SLA breach



# Availability Report März 2017

## Real Estate Services (Terravis)

	Target	Jan	Feb	Mar	Apr	May	Jun	Jul	Aug	Sep	Oct	Nov	Dec	FYA
<b>Real Estate Services (Terravis)_Production</b>														
Service Time S Mo-Fr 08:00-18:00	WTTR (Min.) (Worst Time To Repair)	120	57	5	0									57
	Availability (%)	99.50	99.55	99.92	100.00									99.55
Yearly Impact Level: 2	Outages	8	1	1	0									2
<b>Real Estate Services (Terravis)_Production_O_O_H</b>														
Service Time S Sa-Su 00:00-24:00 S Mo-Fr 18:00-24:00 S Mo-Fr 00:00-08:00	WTTR (Min.) (Worst Time To Repair)	240	120	0	0									0
	Availability (%)	99.50	99.81	100.00	100.00									99.81
Yearly Impact Level: 2	Outages	10	1	0	0									1



**Appendix to Report März 2017**  
dated 04.04.2017

**Record Availability System Terravis**

The system Terravis (Production) was not available  
during Service Time Mo-Fr 08:00 - 18:00 on:

<b>Date</b>	<b>Time (from – to)</b>	<b>Length of outage (hrs:min)</b>
10.01.2017	13:40 - 14:37	00:57
23.02.2017	15:30 - 15:35	00:05